

FORM NO. MGT-7A

[Pursuant to sub-section(1) of section 92 of the Companies Act, 2013 and sub-rule (1) of rule 11 of the Companies (Management and Administration) Rules, 2014]



सत्यमेव जयते

Abridged Annual Return for OPCs and Small Companies

Form language English Hindi

Refer the instruction kit for filing the form.

I. REGISTRATION AND OTHER DETAILS

(i) * Corporate Identification Number (CIN) of the company

U33309TN1989PTC017639

Pre-fill

Global Location Number (GLN) of the company

* Permanent Account Number (PAN) of the company

AAACM4381R

(ii) (a) Name of the company

MABEL ENGINEERS PRIVATE LI

(b) Registered office address

PLOT NO.66-69, EPIP
SIPCOT INDUSTRIAL COMPLEX, GUMMIDIPOONDI
CHENNAI
Tamil Nadu
601201

(c) *email-ID of the company

accounts@mabel.in

(d) *Telephone number with STD code

04427922792

(e) Website

(iii) Date of Incorporation

04/07/1989

Type of the Company	Category of the Company	Sub-category of the Company
Private Company	Company limited by shares	Indian Non-Government company

(v) Whether company is having share capital

Yes No

(vi) Whether the form is filed for

OPC Small Company

(vii) *Financial year From (DD/MM/YYYY) To (DD/MM/YYYY)

(viii) *Whether Annual General Meeting (AGM) held (not applicable in case of OPC)

Yes No

(a) If yes, date of AGM

(b) Due date of AGM

(c) Whether any extension for AGM granted Yes No

II. PRINCIPAL BUSINESS ACTIVITIES OF THE COMPANY

*Number of business activities

S.No	Main Activity group code	Description of Main Activity group	Business Activity Code	Description of Business Activity	% of turnover of the company
1	C	Manufacturing	C10	Electrical equipment, General Purpose and Special purpose Machinery & equipment,	92.74
2	M	Professional, Scientific and Technical	M9	Other professional, scientific and technical activities	7.26

III. PARTICULARS OF ASSOCIATE COMPANIES (INCLUDING JOINT VENTURES) (not applicable for OPC)

*No. of Companies for which information is to be given

S.No	Name of the company	CIN / FCRN	Associate/ Joint venture	% of shares held
1				

IV. SHARE CAPITAL, DEBENTURES AND OTHER SECURITIES OF THE COMPANY

(i) *SHARE CAPITAL

(a) Equity share capital

Particulars	Authorised capital	Issued capital	Subscribed capital	Paid Up capital
Total number of equity shares	200,000	175,748	175,748	175,748
Total amount of equity shares (in rupees)	20,000,000	17,574,800	17,574,800	17,574,800

Number of classes

Class of Shares	Authorised capital	Issued capital	Subscribed capital	Paid Up capital

Number of equity shares	200,000	175,748	175,748	175,748
Nominal value per share (in rupees)	100	100	100	100
Total amount of equity shares (in rupees)	20,000,000	17,574,800	17,574,800	17,574,800

(b) Preference share capital

Particulars	Authorised capital	Issued capital	Subscribed capital	Paid Up capital
Total number of preference shares	0	0	0	0
Total amount of preference shares (in rupees)	0	0	0	0

Number of classes

0

Class of Shares	Authorised capital	Issued capital	Subscribed capital	Paid up capital
Number of preference shares				
Nominal value per share (in rupees)				
Total amount of preference shares (in rupees)	0	0		

(c) Unclassified share capital (not applicable for OPC)

Particulars	Authorised Capital
Total amount of unclassified shares	0

(d) Break-up of paid-up share capital (not applicable for OPC)

Class of shares	Number of shares	Total nominal Amount	Total Paid-up amount	Total premium
Equity shares				
At the beginning of the year	175,748	17,574,800	17,574,800	
Increase during the year	0	0	0	0
i. Public Issues	0	0	0	0
ii. Rights issue	0	0	0	0
iii. Bonus issue	0	0	0	0
iv. Private Placement/ Preferential allotment	0	0	0	0
v. ESOPs	0	0	0	0
vi. Sweat equity shares allotted	0	0	0	0

vii. Conversion of Preference share	0	0	0	0
viii. Conversion of Debentures	0	0	0	0
ix. GDRs/ADRs	0	0	0	0
x. Others, specify				
<input type="text"/>				
Decrease during the year	0	0	0	0
i. Buy-back of shares	0	0	0	0
ii. Shares forfeited	0	0	0	0
iii. Reduction of share capital	0	0	0	0
iv. Others, specify				
<input type="text"/>				
At the end of the year	175,748	17,574,800	17,574,800	
Preference shares				
At the beginning of the year	0	0	0	
Increase during the year	0	0	0	0
i. Issues of shares	0	0	0	0
ii. Re-issue of forfeited shares	0	0	0	0
iii. Others, specify				
<input type="text" value="0"/>	0	0	0	
Decrease during the year	0	0	0	0
i. Redemption of shares	0	0	0	0
ii. Shares forfeited	0	0	0	0
iii. Reduction of share capital	0	0	0	0
iv. Others, specify				
<input type="text" value="0"/>	0	0	0	
At the end of the year	0	0	0	

(ii) Details of shares/Debentures Transfers since closure date of last financial year (or in the case of the first return at any time since the incorporation of the company) * (not applicable for OPC)

Nil

[Details being provided in a CD/Digital Media]

Yes No Not applicable

Separate sheet attached for details of transfers

Yes No

Note: In case list of transfer exceeds 10, option for submission as a separate sheet attachment or submission in a CD/Digital Media may be shown.

Date of Previous AGM		16/07/2022	
Date of Registration of Transfer		12/09/2022	
Type of Transfer	Equity Shares	1 - Equity, 2- Preference Shares,3 - Debentures, 4 - Stock	
Number of Shares/ Debentures/ Units Transferred	8,787	Amount per Share/ debenture/unit (in Rs.)	100
Ledger Folio of Transferor	30		
Transferor's Name	RAMAMOORTHY		MAHIBALAN
	Surname	Middle name	First name
Ledger Folio of Transferee	31		
Transferee's Name	MAHIBALAN		ARAVINDAKSHAN
	Surname	middle name	first name

Date of Registration of Transfer		12/09/2022	
Type of Transfer	Equity Shares	1 - Equity, 2- Preference Shares,3 - Debentures, 4 - Stock	
Number of Shares/ Debentures/ Units Transferred	8,787	Amount per Share/ debenture/unit (in Rs.)	100
Ledger Folio of Transferor		30	
Transferor's Name	RAMAMOORTHY		MAHIBALAN
	Surname	Middle name	First name
Ledger Folio of Transferee		32	
Transferee's Name	MAHIBALAN		AVINASH KARTHIK
	Surname	middle name	first name

Date of Registration of Transfer		24/03/2023	
Type of Transfer	Equity Shares	1 - Equity, 2- Preference Shares,3 - Debentures, 4 - Stock	
Number of Shares/ Debentures/ Units Transferred	3,000	Amount per Share/ debenture/unit (in Rs.)	100
Ledger Folio of Transferor		02	
Transferor's Name	SESHA IYENGAR		RAMAN
	Surname	Middle name	First name
Ledger Folio of Transferee		33	
Transferee's Name	RAMAN		VARSHINI
	Surname	middle name	first name

Date of Registration of Transfer		<input type="text"/>	
Type of Transfer	<input type="text"/>	1 - Equity, 2- Preference Shares,3 - Debentures, 4 - Stock	
Number of Shares/ Debentures/ Units Transferred	<input type="text"/>	Amount per Share/ debenture/unit (in Rs.)	<input type="text"/>
Ledger Folio of Transferor		<input type="text"/>	
Transferor's Name	<input type="text"/>	<input type="text"/>	<input type="text"/>
	Surname	Middle name	First name
Ledger Folio of Transferee		<input type="text"/>	
Transferee's Name	<input type="text"/>	<input type="text"/>	<input type="text"/>
	Surname	middle name	first name

(iii) *Debentures (Outstanding as at the end of financial year)

Particulars	Number of units	Nominal value per unit	Total value
Non-convertible debentures	0	0	0
Partly convertible debentures	0	0	0
Fully convertible debentures	0	0	0
Total			0

Details of debentures

Class of Debentures	Outstanding as at the beginning of the year	Increase during the year	Decrease during the year	Outstanding as at the end of the year
Non-convertible debentures	0	0	0	0
Partly convertible debentures	0	0	0	0
Fully convertible debentures	0	0	0	0

(iv) Securities (other than shares and debentures) (not applicable for OPC)

0

Type of Securities	Number of Securities	Nominal Value of each Unit	Total Nominal Value	Paid up Value of each Unit	Total Paid up Value
Total					

V. *Turnover and net worth of the company (as defined in the Companies Act, 2013)**(i) Turnover**

271,129,631.4

(ii) Net worth of the Company

113,708,897.88

VI. (a) *SHARE HOLDING PATTERN - Promoters (not applicable for OPC)

S. No.	Category	Equity	Preference
--------	----------	--------	------------

		Number of shares	Percentage	Number of shares	Percentage
1.	Individual/Hindu Undivided Family				
	(i) Indian	91,329	51.97	0	
	(ii) Non-resident Indian (NRI)	0	0	0	
	(iii) Foreign national (other than NRI)	0	0	0	
2.	Government				
	(i) Central Government	0	0	0	
	(ii) State Government	0	0	0	
	(iii) Government companies	0	0	0	
3.	Insurance companies	0	0	0	
4.	Banks	0	0	0	
5.	Financial institutions	0	0	0	
6.	Foreign institutional investors	0	0	0	
7.	Mutual funds	0	0	0	
8.	Venture capital	0	0	0	
9.	Body corporate (not mentioned above)	0	0	0	
10.	Others	0	0	0	
	Total	91,329	51.97		0

Total number of shareholders (promoters)

2

(b) *SHARE HOLDING PATTERN - Public/Other than promoters

S. No.	Category	Equity		Preference	
		Number of shares	Percentage	Number of shares	Percentage
1.	Individual/Hindu Undivided Family				
	(i) Indian	81,419	46.33	0	
	(ii) Non-resident Indian (NRI)	3,000	1.71	0	
	(iii) Foreign national (other than NRI)	0	0	0	

2.	Government				
	(i) Central Government	0	0	0	
	(ii) State Government	0	0	0	
	(iii) Government companies	0	0	0	
3.	Insurance companies	0	0	0	
4.	Banks	0	0	0	
5.	Financial institutions	0	0	0	
6.	Foreign institutional investors	0	0	0	
7.	Mutual funds	0	0	0	
8.	Venture capital	0	0	0	
9.	Body corporate (not mentioned above)	0	0	0	
10.	Others	0	0	0	
	Total	84,419	48.04	0	0

Total number of shareholders (other than promoters)

7

**Total number of shareholders (Promoters+Public/
Other than promoters)**

9

VII. *NUMBER OF PROMOTERS, MEMBERS, DEBENTURE HOLDERS

Details	At the beginning of the year	At the end of the year
Promoters	2	2
Members (other than promoters)	4	7
Debenture holders	0	0

VIII. *MEETINGS OF MEMBERS/CLASS OF MEMBERS/BOARD/COMMITTEES OF THE BOARD OF DIRECTORS

A. MEMBERS/CLASS /REQUISITIONED/CLB/NCLT/COURT CONVENED MEETINGS (not applicable for OPC)

Number of meetings held

1

Type of meeting	Date of meeting	Total Number of Members entitled to attend meeting	Attendance	
			Number of members attended	% of total shareholding
AGM	16/07/2022	6	4	87

B. BOARD MEETINGS (not applicable for OPC)

*Number of meetings held

S. No.	Date of meeting	Total Number of directors as on the date of meeting	Attendance	
			Number of directors attended	% of attendance
1	04/04/2022	3	3	100
2	11/04/2022	3	2	66.67
3	10/06/2022	3	2	66.67
4	20/06/2022	3	3	100
5	16/08/2022	3	3	100
6	12/09/2022	3	2	66.67
7	26/12/2022	3	3	100
8	29/12/2022	3	3	100
9	24/03/2023	3	3	100

C. *ATTENDANCE OF DIRECTORS (not applicable for OPC)

S. No.	DIN	Name of the Director	Board Meetings			Committee Meetings			Whether attended AGM held on 20/09/2023 (Y/N/NA)
			Number of Meetings which director was entitled to attend	Number of Meetings attended	% of attendance	Number of Meetings which director was entitled to attend	Number of Meetings attended	% of attendance	
1	00071206	V.S.RAVIKUMAR	9	9	100	0	0	0	Yes
2	00070378	S.RAMAN	9	9	100	0	0	0	Yes
3	07012534	R.MAHIBALAN	9	6	66.67	0	0	0	Yes
4									
5									

6									
7									
8									
9									
10									
11									
12									
13									
14									
15									

IX. *REMUNERATION OF DIRECTORS

Nil

A. Number of Managing Director, Whole-time Directors and/or Manager whose remuneration details to be entered

2

S. No.	Name	Designation	Gross salary	Commission	Stock Option/ Sweat equity	Others	Total Amount
1	V.S.RAVIKUMAR	WHOLETIME D	3,600,000	0	0	0	3,600,000
2	S.RAMAN	MANAGING DIF	3,600,000	0	0	0	3,600,000
	Total		7,200,000	0	0	0	7,200,000

B. Number of other directors whose remuneration details to be entered

1

S. No.	Name	Designation	Gross salary	Commission	Stock Option/ Sweat equity	Others	Total Amount
1	R.MAHIBALAN	DIRECTOR	1,800,000	0	0	0	1,800,000
	Total		1,800,000	0	0	0	1,800,000

X. MATTERS RELATED TO CERTIFICATION OF COMPLIANCES AND DISCLOSURES

A. *Whether the company has made compliances and disclosures in respect of applicable provisions of the Companies Act, 2013 during the year Yes No

B. If No, give the reasons/observations

XI. PENALTY AND PUNISHMENT - DETAILS THEREOF

(A) DETAILS OF PENALTIES / PUNISHMENT IMPOSED ON COMPANY/DIRECTORS /OFFICERS Nil

Name of the company/ directors/ officers	Name of the court/ concerned Authority	Date of Order	Name of the Act and section under which penalised / punished	Details of penalty/ punishment	Details of appeal (if any) including present status

(B) DETAILS OF COMPOUNDING OF OFFENCES Nil

Name of the company/ directors/ officers	Name of the court/ concerned Authority	Date of Order	Name of the Act and section under which offence committed	Particulars of offence	Amount of compounding (in rupees)

I/We certify that:

- (a) The return states the facts, as they stood on the date of the closure of the financial year aforesaid correctly and adequately.
- (b) Unless otherwise expressly stated to the contrary elsewhere in this return, the Company has complied with applicable provisions of the Act during the financial year.
- (c) The company has not, since the date of the closure of the last financial year with reference to which the last return was submitted or in the case of a first return since the date of the incorporation of the company, issued any invitation to the public to subscribe for any securities of the company.
- (d) Where the annual return discloses the fact that the number of members, (except in case of a one person company), of the company exceeds two hundred, the excess consists wholly of persons who under second proviso to clause (ii) of sub-section (68) of section 2 of the Act are not to be included in reckoning the number of two hundred.

Declaration

I am authorised by the Board of Directors of the company vide resolution no. ... dated

(DD/MM/YYYY) to sign this form and declare that all the requirements of the Companies Act, 2013 and the rules made thereunder in respect of the subject matter of this form and matters incidental thereto have been complied with. I further declare that:

1. Whatever is stated in this form and in the attachments thereto is true, correct and complete and no information material to the subject matter of this form has been suppressed or concealed and is as per the original records maintained by the company.
2. All the required attachments have been completely and legibly attached to this form.

Note: Attention is also drawn to the provisions of Section 447, section 448 and 449 of the Companies Act, 2013 which provide for punishment for fraud, punishment for false statement and punishment for false evidence respectively.

To be digitally signed by

Director



DIN of the director

Attachments

- 1. List of share holders, debenture holders;
- 2. Approval letter for extension of AGM;
- 3. List of Directors;
- 4. Optional Attachment(s), if any;

Attach
Attach
Attach
Attach

List of attachments

SHAREHOLDERS LIST 310323.pdf
directors list 310323.pdf
MGT 9.pdf

Remove Attachment

Modify

Check Form

Prescrutiny

Submit

This eForm has been taken on file maintained by the registrar of companies through electronic mode and on the basis of statement of correctness given by the company

Auto-approved By

Form No. MGT-9

EXTRACT OF ANNUAL RETURN
As on the financial year ended on 31-03-2023

[Pursuant to section 92(3) of the Companies Act, 2013 and rule 12(1) of the Companies (Management and Administration) Rules, 2014]

(I) REGISTRATION AND OTHER DETAILS:

S. No.	Particulars	Particulars
i)	CIN NO.	U33309TN1989PTC017639
ii)	Registration Date	04.07.1989
iii)	Name of the Company	M/s. MABEL ENGINEERS PVT LTD.
iv)	Category / Sub-Category of the Company	Private Limited Company
v)	Address of Registered Office and contact detail	Plot No.53, 66-69, EPIP, Sipcot Industrial Complex, Gummidipoondi – 601201. Tamil Nadu, India.
vi)	Whether listed company	No
vii)	Name, Address and Contact details of Registrar and Transfer Agent, if any	NOT APPLICABLE

(II) PRINCIPAL BUSINESS ACTIVITIES OF THE COMPANY

All the business activities contributing 10 % or more of the total turnover of the company shall be stated:-

Sl. No.	Name and Description of main products / services	NIC Code of the Product/ service	% to Total Turnover of the Company
1	MANUFACTURE OF CAPITAL GOODS FOR PROCESS INDUSTRY FOR BOTH DOMESTIC AND EXPORTS	Division 28 Group 281	93.88%
2	SERVICE	Group code:9954 Subclass:995442 Product Code: 9973 997313	6.12%
3	Trading	NIL	



V. S. M. Srinivasan

(III) PARTICULARS OF HOLDING, SUBSIDIARY AND ASSOCIATE COMPANIES –NIL

S. NO	NAME AND ADDRESS OF THE COMPANY	CIN/GLN	HOLDING/ SUBSIDIARY/ ASSOCIATE	% of shares Held	Applicable Section
-------	---------------------------------	---------	--------------------------------	------------------	--------------------

(IV) SHARE HOLDING PATTERN (Equity Share Capital Breakup as percentage of Total Equity)


i) Category-wise Share Holding

Category of Shareholders	No. of Shares held at the beginning of the year				No. of Shares held at the end of the year				% Change during the year
	Demat	Physical	Total	% of Total Shares	Demat	Physical	total	% of total shares	
A. Promoters									
(1) Indian									
a) Individual/HUF	NIL	94329	94329	53.67	NIL	91329	91329	51.96	-1.71
b) Central Govt.	NIL	NIL	NIL	NIL	NIL	NIL	NIL	NIL	NIL
c) State Govt. (s)	NIL	NIL	NIL	NIL	NIL	NIL	NIL	NIL	NIL
d) Bodies Corp.	NIL	NIL	NIL	NIL	NIL	NIL	NIL	NIL	NIL
e) Banks / FI	NIL	NIL	NIL	NIL	NIL	NIL	NIL	NIL	NIL
f) Any Other	NIL	NIL	NIL	NIL	NIL	NIL	NIL	NIL	NIL
Sub-total (A) (1):-	NIL	94329	94329	53.67	NIL	91329	91329	51.96	NIL
Category of Shareholders	No. of Shares held at the beginning of the year				No. of Shares held at the end of the year				% Change during the year
	Demat	Physical	Total	% of Total Shares	Demat	Physical	total	% of total shares	
(2) Foreign									
a) NRIs - Individuals	NIL	NIL	NIL	NIL	NIL	NIL	NIL	NIL	NIL
b) Other – Individuals	NIL	NIL	NIL	NIL	NIL	NIL	NIL	NIL	NIL
c) Bodies Corp.	NIL	NIL	NIL	NIL	NIL	NIL	NIL	NIL	NIL



V. d. U. [Signature]

d) Banks / FI	NIL	NIL	NIL	NIL	NIL	NIL	NIL	NIL	NIL
e) Any Other....	NIL	NIL	NIL	NIL	NIL	NIL	NIL	NIL	NIL
Sub-total (A) (2):-	NIL	NIL	NIL	NIL	NIL	NIL	NIL	NIL	NIL
Total share holding of Promoter (A) = (A)(1)+(A)(2)	NIL	94329	94329	53.67	NIL	91329	91329	51.96	NIL
B. Public Shareholding									
1. Institutions	NIL	NIL	NIL	NIL	NIL	NIL	NIL	NIL	NIL
a) Mutual Funds	NIL	NIL	NIL	NIL	NIL	NIL	NIL	NIL	NIL
b) Banks / FI	NIL	NIL	NIL	NIL	NIL	NIL	NIL	NIL	NIL
c) Central Govt.	NIL	NIL	NIL	NIL	NIL	NIL	NIL	NIL	NIL
d) State Govt. (s)	NIL	NIL	NIL	NIL	NIL	NIL	NIL	NIL	NIL
e) Venture Capital Funds	NIL	NIL	NIL	NIL	NIL	NIL	NIL	NIL	NIL
f) Insurance Companies	NIL	NIL	NIL	NIL	NIL	NIL	NIL	NIL	NIL
g) FIs	NIL	NIL	NIL	NIL	NIL	NIL	NIL	NIL	NIL
h) Foreign Venture Capital Funds	NIL	NIL	NIL	NIL	NIL	NIL	NIL	NIL	NIL
i) Others (specify)	NIL	NIL	NIL	NIL	NIL	NIL	NIL	NIL	NIL
Sub-total (B)(1):-	NIL	NIL	NIL	NIL	NIL	NIL	NIL	NIL	NIL
2. Non- Institutions	NIL	NIL	NIL	NIL	NIL	NIL	NIL	NIL	NIL
a) Bodies Corp.	NIL	NIL	NIL	NIL	NIL	NIL	NIL	NIL	NIL
i) Indian	NIL	NIL	NIL	NIL	NIL	NIL	NIL	NIL	NIL
ii) Overseas	NIL	NIL	NIL	NIL	NIL	NIL	NIL	NIL	NIL



V. S. M. S.

b) Individuals	NIL	NIL	NIL	NIL	NIL	3000	3000	1.71%	1.71%
i) Individual shareholders holding nominal share capital upto Rs. 1 lakh	NIL	NIL	NIL	NIL	NIL	NIL	NIL	NIL	NIL
ii) Individual shareholders holding nominal share capital in excess of Rs 1 lakh	NIL	81419	81419	46.33	NIL	81419	81419	46.33	NIL
c) Others (specify)	NIL	NIL	NIL	NIL	NIL	NIL	NIL	NIL	NIL
Total Public Shareholding (B)=(B)(1)+(B)(2)	NIL	NIL	NIL	NIL	NIL	NIL	NIL	NIL	NIL
C. Shares held by Custodian for GDRs & ADRs	NIL	NIL	NIL	NIL	NIL	NIL	NIL	NIL	NIL
Grand Total (A+B+C)	NIL	81419	81419	46.33%	NIL	84419	84419	48.04	NIL

ii) Share Holding of Promoters

Sl. No.	Shareholder's Name	Shareholding at the beginning of the year			Share holding at the end of the Year			% change in share holding during the year
		No. of Shares	% of total Shares of the company	% of Shares Pledged / encumbered to total shares	No. of Shares	% of total Shares of the company	% of Shares Pledged / encumbered to total shares	
1	S.RAMAN	43349	24.66%	NIL	40349	22.95%	NIL	-1.71
2	V.S.RAVIKUMAR	50980	29.01%	NIL	50980	29.01%	NIL	NIL
	TOTAL	94329	53.67%	NIL	91329	51.96%	NIL	-1.71



V. S. Ravi Kumar

iii) Change in Promoters' Shareholding (Please specify, if there is no change)

	Name of the Promoter		Shareholding at the beginning of the year		Cumulative Share holding during the Year	
			No. of Shares	% of total Shares of the company	No. of Shares	% of total Shares of the company
1	S.RAMAN	At the beginning of the Year	43349	24.66%	43349	24.66%
		Decrease due to Share Transfer	3000	1.71%	3000	1.71%
		At the End of the Year	40349	22.95%	40349	22.95%
2	V.S.RAVIKUMAR	At the beginning of the Year	50980	29.01%	50980	29.01%
		Increase/ Decrease due to Share Transfer	NIL	NIL	NIL	NIL
		At the End of the Year	50980	29.01%	50980	29.01%

iv) Shareholding Pattern of top ten Shareholders (other than Directors, Promoters and Holders of GDRs and ADRs):

	Name of the Share Holder	Shareholding at the beginning of the year		Cumulative Share holding during the Year	
		No. of Shares	% of total Shares of the Company	No. of Shares	% of total Shares of the Company
1	R.MAHIBALAN				
	At the beginning of the Year	43344	24.66%	43344	24.66%
	Decrease in Share holding during the Period dt.12.09.2023	17574	10.00	17574	10.00
	At the End of the Year	25770	14.66%	25770	14.66%
2	LATHA RAMAN				
	At the beginning of the Year	15230	8.67	15230	8.67
	Increase / Decrease in Share holding during the Period	NIL	NIL	NIL	NIL
	At the End of the Year	15230	8.67	15230	8.67
3	DIVYA RAMAN				
	At the beginning of the Year	7615	4.33 %	7615	4.33 %
	Increase / Decrease in Share holding during the Period	NIL	NIL	NIL	NIL
	At the End of the Year	7615	4.33 %	7615	4.33 %
4	NANDINI RAVI				
	At the beginning of the Year	15230	8.67%	15230	8.67%
	Increase / Decrease in Share holding during the Period	NIL	NIL	NIL	NIL
	At the End of the Year	15230	8.67%	15230	8.67%



V.S.M. [Signature]

5	M.ARAVINDAKSHAN	No. of Shares	% of total Shares of the Company	No. of Shares	% of total Shares of the Company
	At the beginning of the Year	NIL	NIL	NIL	NIL
	Increase in Share holding during the Period transfer by gift dt.12.09.2022	8787	5.00	8787	5.00
	At the End of the Year	8787	5.00	8787	5.00
6	M.AVINASH KARTHICK	No. of Shares	% of total Shares of the Company	No. of Shares	% of total Shares of the Company
	At the beginning of the Year	NIL	NIL	NIL	NIL
	Increase in Share holding during the Period transfer by gift dt.12.09.2022	8787	5.00	8787	5.00
	At the End of the Year	8787	5.00	8787	5.00
7	VARSHINI RAMAN	No. of Shares	% of total Shares of the Company	No. of Shares	% of total Shares of the Company
	At the beginning of the Year	NIL	NIL	NIL	NIL
	Increase in Share holding during the Period transfer by gift dt.24.03.2023 with RBI approval	3000	1.71	3000	1.71
	At the End of the year	3000	1.71	3000	1.71

v). Shareholding of Directors and Key Managerial Personnel:

	Name of the Director	Shareholding at the beginning of the year		Cumulative Share holding during the Year		
		No. of Shares	% of total Shares of the company	No. of Shares	% of total Shares of the company	
1	S.RAMAN	At the Year beginning	43349	24.66%	43349	24.66%
		Decrease due to Share Transfer	3000	1.71%	3000	1.71%
		At the End of the Year	40349	22.95%	40349	22.95%
2	V.S.RAVIKUMAR	At the Year beginning	50980	29.01%	50980	29.01%
		Increase / Decrease due to Share Transfer	NIL	NIL	NIL	NIL
		At the End of the Year	50980	29.01%	50980	29.01%
3	R.MAHIBALAN	At the Year beginning	43344	24.66%	43344	24.66%
		Decrease due to Share Transfer dt. 12.09.2022	17574	10.00%	17574	10.00%
		At the End of the Year	25770	14.66%	25770	14.66%



(Handwritten Signature)

(V) INDEBTEDNESS of the Company including interest outstanding/accrued but not due for payment (Amount in Rs. Lakhs)

	Secured Loans excluding deposits Rs. In lakhs	Unsecured Loans Rs. In lakhs	Deposits	Total Indebtedness Rs. In lakhs
Indebtedness at the beginning of the financial year				
i) Principal Amount	287.92	32.51	NIL	320.43
ii) Interest due but not paid	NIL	5.21	NIL	5.21
iii) Interest accrued but not due	NIL	NIL	NIL	NIL
Total (i+ii+iii)	287.92	37.72	NIL	325.64
Change in Indebtedness during the financial year	739.77	4.35	NIL	744.12
<input type="checkbox"/> Addition <input type="checkbox"/> Reduction				
Net Change	739.77	4.35	NIL	744.12
Indebtedness at the end of the financial year	1027.69	42.07	NIL	1069.76
i) Principal Amount				
ii) Interest due but not paid	NIL	NIL	NIL	NIL
iii) Interest accrued but not due	NIL	NIL	NIL	NIL
Total (i+ii+iii)	1027.69	42.07	NIL	1069.76

(VI) REMUNERATION OF DIRECTORS AND KEY MANAGERIAL PERSONNEL**A. Remuneration to Managing Director, Whole-time Directors and/or Manager:***Amount in Lacs)*

Sl. no.	Particulars of Remuneration			Total
		MD	WTD	
1.	Gross salary	S.Raman	V.S.Ravi Kumar	
	(a) Salary as per provisions contained in section 17(1) of the Income-tax Act, 1961	36.00	36.00	72.00
	(b) Value of perquisites u/s 17(2) Income-tax Act, 1961	0.00	0.00	0.00
	(c) Profits in lieu of salary under section 17(3) Income-tax Act, 1961	0.00	0.00	0.00
2.	Stock Option	0.00	0.00	0.00
3.	Sweat Equity	0.00	0.00	0.00
4.	Commission - as % of profit - others, specify...	0.00	0.00	0.00
5.	Others, please specify	0.00	0.00	0.00
	Total (A)	36.00	36.00	72.00



V.S.M. Ravi Kumar

B. Remuneration to other directors:

Sl. no.	Particulars of Remuneration	Name of Directors				Total Amount
	1. Independent Directors <input type="checkbox"/> Fee for attending board / committee meetings <input type="checkbox"/> Commission <input type="checkbox"/> Others, please specify					
	Total (1)					
	2. Other Non-Executive Directors <input type="checkbox"/> Fee for attending board / committee meetings <input type="checkbox"/> Commission <input type="checkbox"/> Others, please specify Salary	MR.R.MAHIBALAN				Rs.18.00 Lacs
	Total (2)					
	Total (B)=(1+2)					Rs.18.00 Lacs
	Total Managerial Remuneration					
	Overall Ceiling as per the Act					Not Applicable

C. REMUNERATION TO KEY MANAGERIAL PERSONNEL OTHER THAN MD/MANAGER/WTD : NIL

Sl. No.	Particulars of Remuneration	Key Managerial Personnel			
		CEO	Company Secretary	CFO	Total
1.	Gross salary				
	(a) Salary as per provisions contained in section 17(1) of the Income-tax Act, 1961				
	(b) Value of perquisites u/s 17(2) Income-tax Act, 1961				
	(c) Profits in lieu of salary under section 17(3) Income tax Act, 1961				
2.	Stock Option				
3.	Sweat Equity				
4.	Commission - as % of profit - others, specify...				
5.	Others, please specify				
	Total				



V. S. M. S. S.

(VII) PENALTIES / PUNISHMENT/ COMPOUNDING OF OFFENCES: NIL

Type	Section of the Companies Act	Brief Description	Details of Penalty / Punishment/ Compounding fees imposed	Authority [RD / NCLT/ COURT]	Appeal made, if any (give Details)
Penalty					
Punishment					
Compounding					
C. OTHER OFFICERS IN DEFAULT NIL					
Penalty					
Punishment					
Compounding					

For and on behalf of the Board
MABEL ENGINEERS PRIVATE LIMITED



V.S. RAVIKUMAR
DIN: 00071206
DIRECTOR

R. MAHIBALAN
DIN 07012534
DIRECTOR

Place: GUMMIDIPOONDI - 601 201

Dated: 25.08.2023

Mabel Engineers Pvt. Ltd.,

 Regd. Off. & Works : Plot No. 53, 66-69, Export Promotion Industrial Park (EPIP), SIPCOT Complex, Gummidipoondi - 601 201. Tamil Nadu. INDIA.
 CIN No. U33309TN1989PTC017639 Phone : 91 - 44 - 2792 2792 Email : raman@mabel.in ; accounts@mabel.in Web : www.mabel.in

LIST OF DIRECTORS AS ON 31.03.2023 OF MABEL ENGINEERS PRIVATE LIMITED

Sl.No.	Name, Description, Address, Occupation and DIN of the director	Appointed as Director wef	Ceased to be Director wef	Remarks
1	RAVIKUMAR VEPENCHERI SESHAGIRI, DIRECTOR, 3 rd FLOOR ,7 SARATHY STREET, T .NAGAR, Chennai-600017 BUSINESS 00071206	04/07/1989	NA	First and promoter Director
2	S.RAMAN, MANAGING DIRECTOR, 2 nd FLOOR ,7 SARATHY STREET, T .NAGAR CHENNAI-600017 BUSINESS 00070378	04/07/1989	NA	First and promoter Director
3	R.MAHIBALAN RAMAMOORTHY, DIRECTOR, 1 st FLOOR ,7 SARATHY STREET, T .NAGAR, CHENNAI-600017 BUSINESS 07012534	28/11/2020	NA	Appointed as Director wef . 28/11/2020

For MABEL ENGINEERS PRIVATE LIMITED

 Place: Chennai
 Date: 31.03.2023



 DIRECTOR

Mabel Engineers Pvt. Ltd.,

 Regd. Off. & Works : Plot No. 53, 66-69, Export Promotion Industrial Park (EPIP), SIPCOT Complex, Gummidipoondi - 601 201. Tamil Nadu, INDIA.
 CIN No. U33309TN1989PTC017639 Phone : 91 - 44 - 2792 2792 Email : raman@mabel.in ; accounts@mabel.in Web : www.mabel.in



M/S. MABEL ENGINEERS PRIVATE LIMITED
LIST OF SHARE HOLDERS AS ON 31.03.2023

Sl. No	Name of the share holders	LF. No.	Father's / husband name	Address	No.of shares of Rs.100 each	% of Holding
1	V.S. RAVI KUMAR	003	Sri.Seshagiri	3 rd Floor,7 Sarathy Street,T. Nagar, Chennai - 600 017	50980	29.01
2	S. RAMAN	002	Sri. Sesha Iyengar	2 nd Floor,7 Sarathy Street,T. Nagar, Chennai - 600 017	40349	22.95
3	R.MAHIBALAN	30	Sri. R.Ramamurthi	1 st Floor,7 Sarathy Street,T. Nagar, Chennai - 600 017	25770	14.66
4	LATHA RAMAN	028	Mr.S.Raman	2 nd Floor,7 Sarathy Street,T. Nagar, Chennai - 600 017	15230	8.67
5	NANDINI RAVI	027	Mr.V.S.Ravikumar	3 rd Floor,7 Sarathy Street,T. Nagar, Chennai - 600 017	15230	8.67
6	DIVYA RAMAN	029	Mr.KAUSHIK G NADADHUR	355, I Floor, 13 th Main 7 th Cross, RMV Extn. Sadashivanagar, Bangalore	7615	4.33
7	ARAVINDHAKSHAN M	031	Mr.R.Mahibalan	1 st Floor,7 Sarathy Street,T. Nagar, Chennai - 600 017	8787	5.00
8	AVINASH KARTHIK M	032	Mr.R.Mahibalan	1 st Floor,7 Sarathy Street,T. Nagar, Chennai - 600 017	8787	5.00
9	VARSHINI RAMAN	033	Mr.S.Raman	3130, ASTO PL, CARLSBAD, CA92010, USA	3000	1.71
	TOTAL				175748	100

Place; Gummidipoondi 601 201.

Date: 31-03-2023

For MABEL ENGINEERS PVT. LTD.



 Director